



Standard

Change-Makers, Inc.

P.O. Box 36550

Indianapolis, IN 46236-0550

3130 N. Mitthoeffer Road

Indianapolis, IN 46235-2400

1-800-968-6955

Phone: (317) 899-6966

Fax: (317) 899-6977

SC-MAX CONVERSION


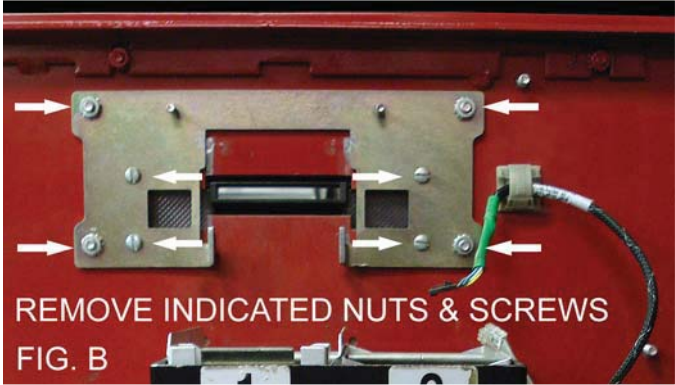
**System 500 & 600 Series
SC-MAX Kits
Installation
Manual**



Part #8M00601 Rev. 1






retaining ring





SC-MAX CONNECTIONS:



IMPORTANT NOTE:

The SC-MAX Controller Power Supply (connection at bottom-left) **MUST** be plugged into a 120 Volt/60 Hz. grounded outlet, but **NOT** the System 500/600 Power Supply where the Hoppers are plugged in. If your machine does not have a separate outlet, you will need to install an outlet for this purpose, or contact a qualified electrician to install an outlet in the machine.



MEI Cashflow 300
Coin Acceptor



EXISTING FLAT CABLE
FIG. J





FIG. K

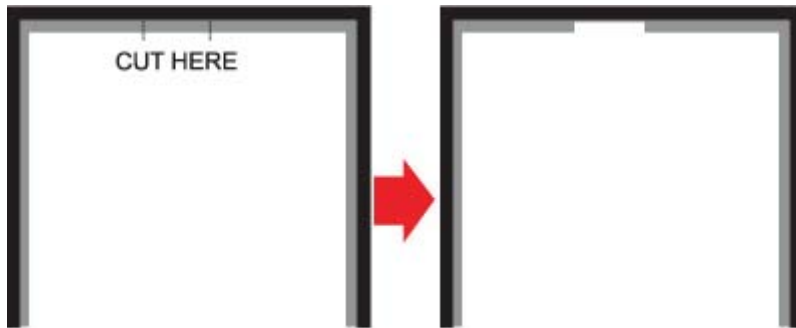
EXISTING
CABLE
(STORED) NEW
CABLE
CONNECTED

<http://www.standardchange.us/scmax/flowchart.pdf>

www.standardchange.com

BEFORE APPLYING POWER YOU YOUR MACHINE, PLEASE READ THIS: The original Power Supply, also referred to as the 40-Watt Power Board, now only serves to provide power for the Coin hoppers only. It does not provide power to the SC-MAX Conversion Kit. In order for your machine to operate properly, the main switch must be turned on AND the new power supply must be plugged into the other AC outlet. This means, when you power down the machine, you must unplug the new power supply and turn off the main switch as well.





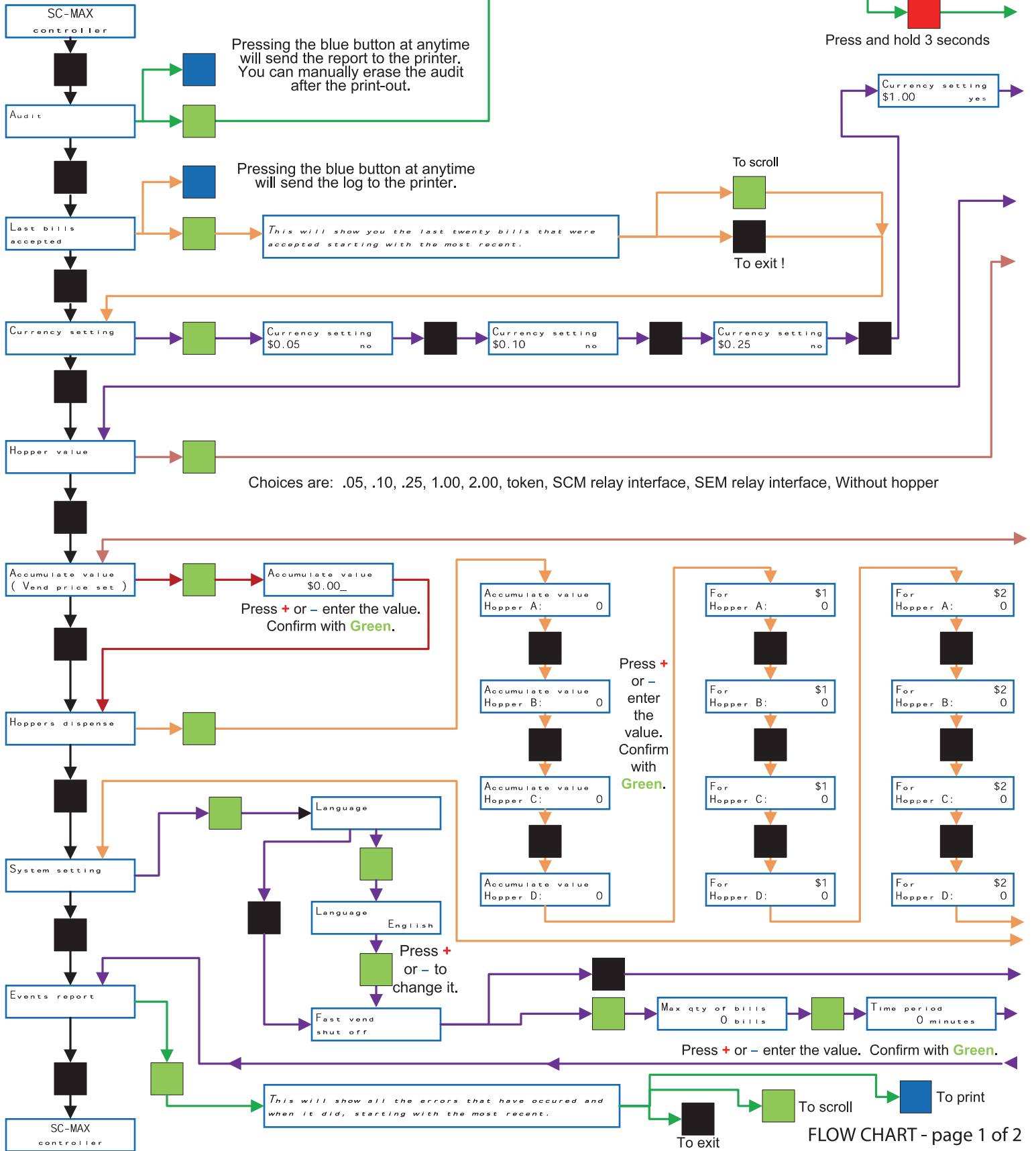
SC90 & SC100 SERIES CABINETS REQUIRE SMALL MODIFICATION TO PROVIDE CLEARANCE FOR THE NEW BILL ACCEPTOR

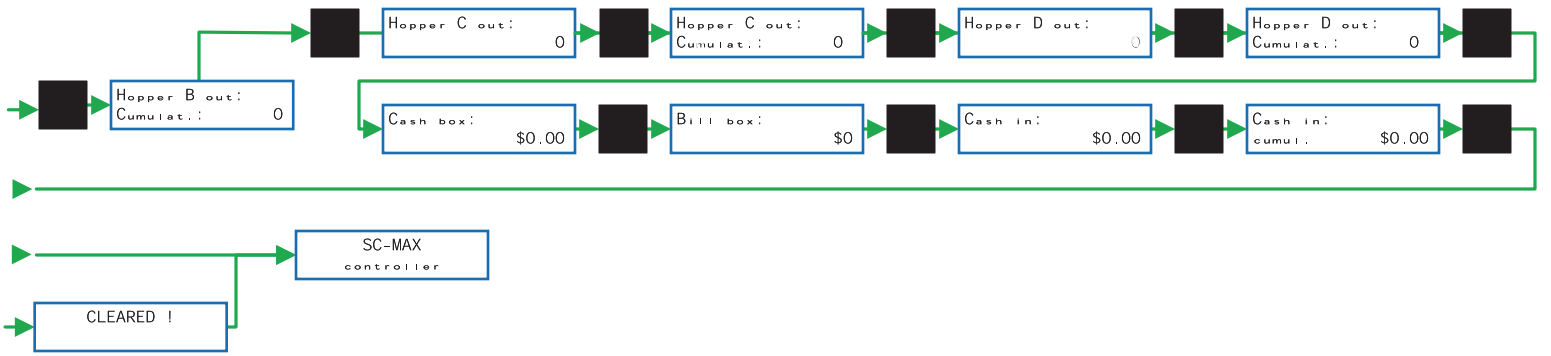




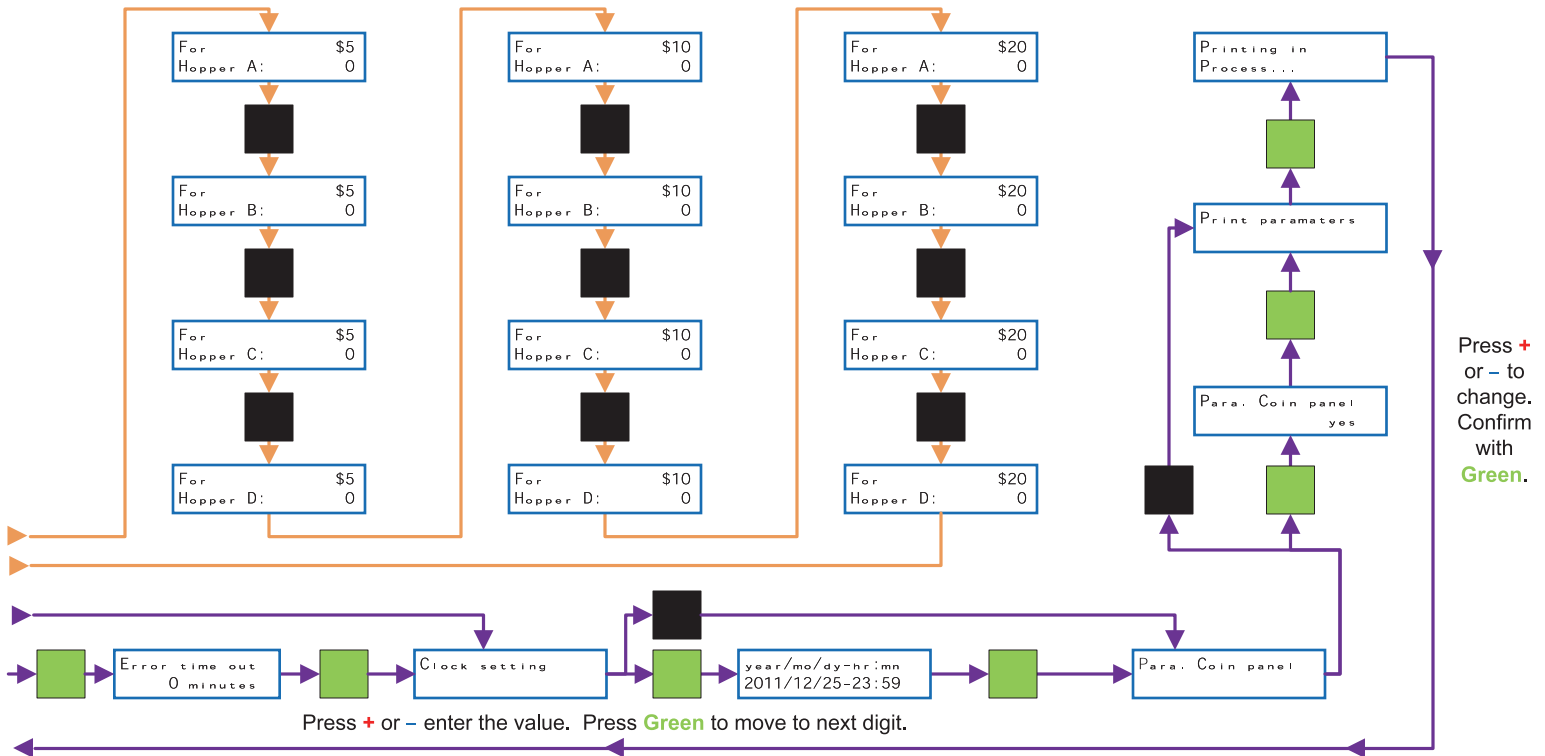
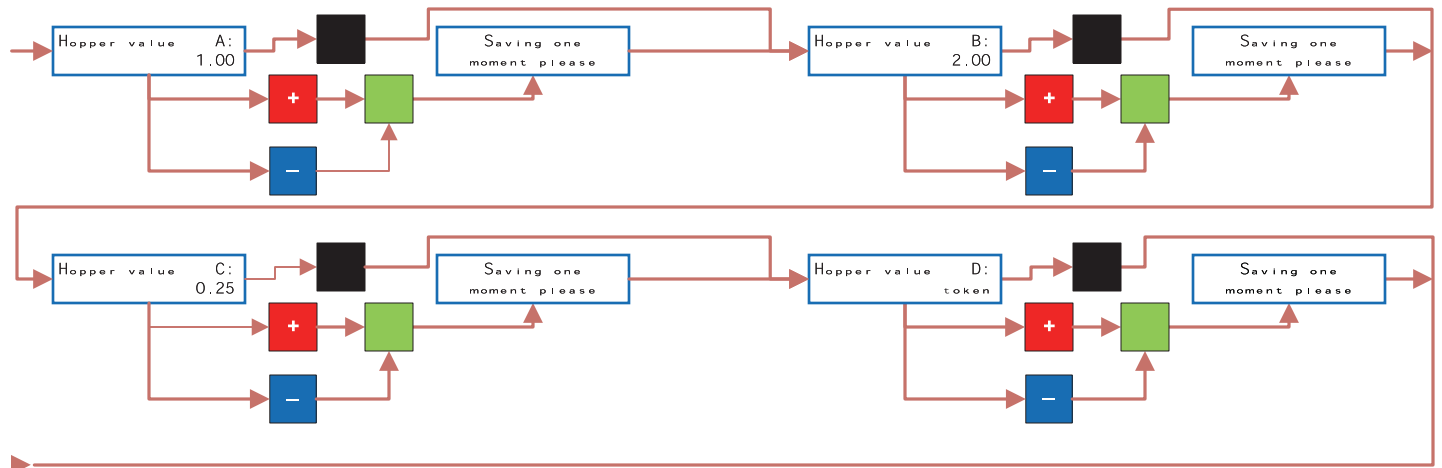
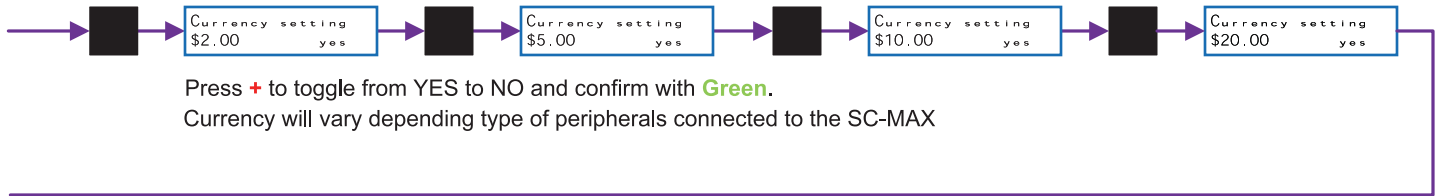
SC-MAX Flow Chart Audit & Programming

■ **MENU** Black button NEXT
■ **ENTER** Green button CONFIRM
■ **CLEAR** Red button +
■ **DUMP** Blue button -
 Blue LCD (Display)





Press + to toggle from YES to NO and confirm with Green.
 Currency will vary depending type of peripherals connected to the SC-MAX



Press + or - enter the value. Press Green to move to next digit.



Standard Change-Makers, Inc.

3130 N. Mitthoeffer Road

Indianapolis, IN 46235

Toll Free: 1-800-968-6955

Phone: 317-899-6966

Fax: 317-899-6977

Web Site: www.standardchange.com

FOR SERVICE OR TECHNICAL SUPPORT:

Call: 1-800-968-6955

E-Mail: service@standardchange.com

SALES REPRESENTATIVES:

Eastern U.S.: Dan Wagner

PH: 610.942.4215 EM: dwagner@standardchange.com

East-Central U.S.: Mike Enz

PH: 937.679.6090 EM: menz@standardchange.com

West-Central U.S.: Dale Hughson

PH: 319.239.2481 EM: dhughson@standardchange.com

Western U.S.: Mike Coons & Barb McColly

PH: 800.968.6955 x111 EM: mcoons@standardchange.com

PH: 800.968.6955 x110 EM: bmccolly@standardchange.com

Canada: Paul Thompson

PH: 514.502.0124 EM: sales@standardchange.ca